





Almond



Stone White



Bone White



Sandstone




Sierra Tan




Slate Gray



Cityscape




Dark Gray



Charcoal



Slate Blue



Gallery Blue



Matte Black



Classic Bronze



Dark Bronze



Burnished Slate



Mansard Brown



Patina Green




Forest Green



Hartford Green



Terra Cotta



Burgundy



Colonial Red



◆ Regal Red



◆ Metallic Silver

180 Bilmar Dr  
Suite 5  
Pittsburgh, PA 15205



◆ Metallic Copper



◆ Metallic Champagne

PLEASE NOTE: ◆ Denotes Premium Colors. The colors listed on this color chart are as close to the actual painted metal as possible. Actual color swatches are available upon request. Fluoropon® pre-finished galvalume steel and aluminum containing Fluoropon® 70% PVDF.



180 Bilmar Dr Suite 5  
Pittsburgh, PA 15205  
Phone: 412-919-0697

Fluropon® Paint System	Steel		Aluminum		Technical Data								
	26 Ga.	24 Ga.	0.032	0.040	Energy Star®	LEED®	Initial TSR	Initial TE	Initial SRI	3 Year TSR	3 Year TE	3 Year SRI	
<b>Standard Finish - 35 Year Warranty</b>													
Almond	●	●	●		●	●	0.56	0.83	65	0.65	0.83	77	
Bone White	●	●	●	●	●	●	0.67	0.87	81	0.64	0.87	77	
Burgundy	●	●	●		●		0.26	0.87	25	0.26	0.87	25	
Burnished Slate	●	●	●	●	●	●	0.31	0.87	32	0.32	0.87	33	
Charcoal	●	●	●	●	●		0.27	0.87	27	0.28	0.87	27	
Cityscape	●	●	●	●	●	●	0.38	0.87	42	0.39	0.87	30	
Classic Bronze		●	●	●	●		0.11	0.83	4.1	0.25	0.83	22	
Colonial Red	●	●	●	●	●	●	0.29	0.88	30	0.29	0.88	30	
Dark Bronze	●	●	●		●	●	0.29	0.88	30	0.30	0.88	30	
Dark Gray	●	●	●	●	●	●	0.34	0.88	36	0.34	0.88	36	
Forest Green	●	●	●	●	●	●	0.32	0.87	33	0.32	0.87	33	
Gallery Blue	●	●	●	●	●	●	0.30	0.87	31	0.30	0.87	31	
Hartford Green	●	●	●	●	●	●	0.29	0.88	30	0.29	0.88	30	
Mansard Brown	●	●	●	●	●	●	0.28	0.89	29	0.29	0.89	30	
Matte Black	●	●	●	●	●		0.26	0.87	25	0.26	0.87	25	
Patina Green	●	●	●	●	●	●	0.28	0.89	29	0.28	0.89	29	
Sandstone	●	●	●	●	●	●	0.40	0.87	44	0.40	0.87	44	
Sierra Tan		●	●	●	●	●	0.54	0.87	63	0.53	0.87	62	
Slate Blue	●	●			●	●	0.52	0.87	60	0.51	0.87	59	
Slate Gray	●	●	●	●	●	●	0.34	0.88	36	0.34	0.88	36	
Stone White		●			●	●	0.43	0.87	48	0.43	0.87	48	
Terra Cotta		●			●	●	0.62	0.88	74	0.59	0.88	70	
Galvanized G90 Acrylic Coated	●	●											
Galvalume® AZ55 Acrylic Coated	●	●											
Mill Finish			●	●									
<b>Premium Finish - 35 Year Warranty</b>													
Regal Red	●	●	●		●	●	0.49	0.88	56	0.49	0.88	56	
Metallic Champagne		●			●	●	0.41	0.87	46	0.38	0.91	43	
Metallic Copper		●	●		●	●	0.37	0.87	41	0.43	0.90	50	
Metallic Silver		●	●		●	●	0.54	0.87	64	0.46	0.91	53	

Polyester Paint System	Steel		Aluminum	
Standard Finish- 10 Year Warranty	26 Ga.	24 Ga.	0.032	0.040
Bronze/White			●	
Medium Bronze/Bronze			●	
Black/White			●	
White/White			●	

- Oil canning is not a cause for rejection.
- Protective film must be removed immediately after installation.
- For a true color representation, please call or write for actual metal sample(s).
- Contact your local sales representative for specific stocking information and special requests.

### LEED 2.2 Requirements

Solar Reflectance Index (SRI)

Steep Slope Roofs =  $\geq 29$

Low Slope Roofs =  $\geq 78$

### ENERGY STAR Requirements

Initial Solar Reflectivity

Steep Slope Roofs ( $>2:12$ )  $\geq 0.25$

Low Slope Roofs ( $\leq 2:12$ )  $\geq 0.65$

3 Year Solar Reflectivity

Steep Slope Roofs ( $>2:12$ )  $\geq 0.15$

Low Slope Roofs ( $\leq 2:12$ )  $\geq 0.50$